


## LED ultra-thin high PFC power supply (C&V)

- Universal AC input/full range(100-264VAC)
- Built in active PFC function
- Efficiency up to 93%, super thin and small size.
- Protections:short circuit/over load/over voltage/over temperature
- Can withstand 300VAC surge input for 5S
- 150% peak load capacity (100ms)
- Fanless design,Cooling by free air, high reliability
- Suitable for internal lights application for I / II / III.
- Widely used in LED lighting and IT equipment
- Compliance to worldwide safety regulation for led lightings.



Type Approved  
Safety  
Risk & Production  
Surveillance  
www.tuv.com  
ID: 111192254



CE

CB

SELV

IP20

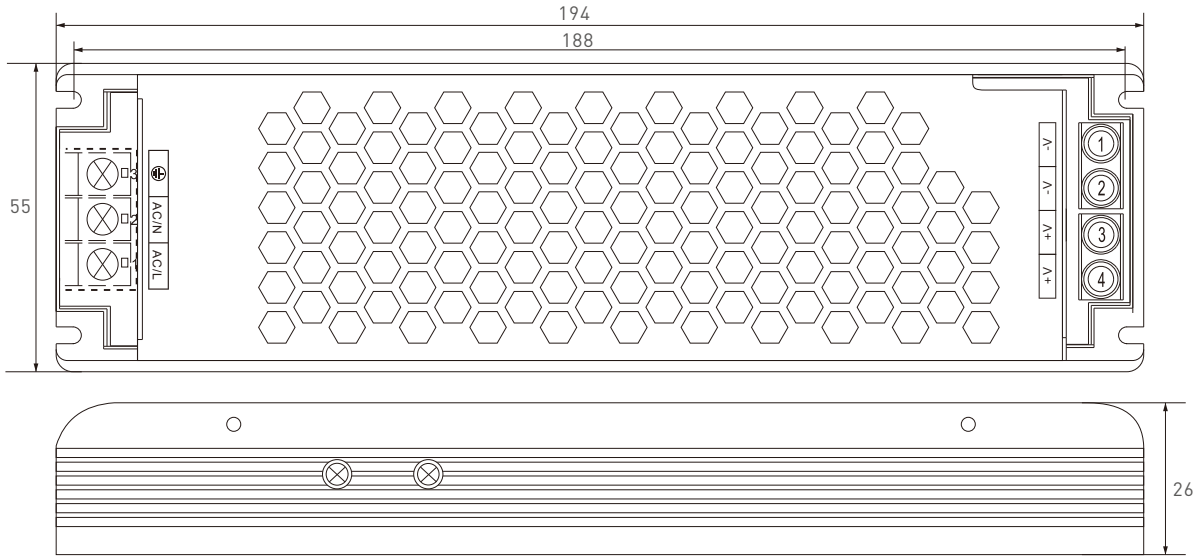


### Specification

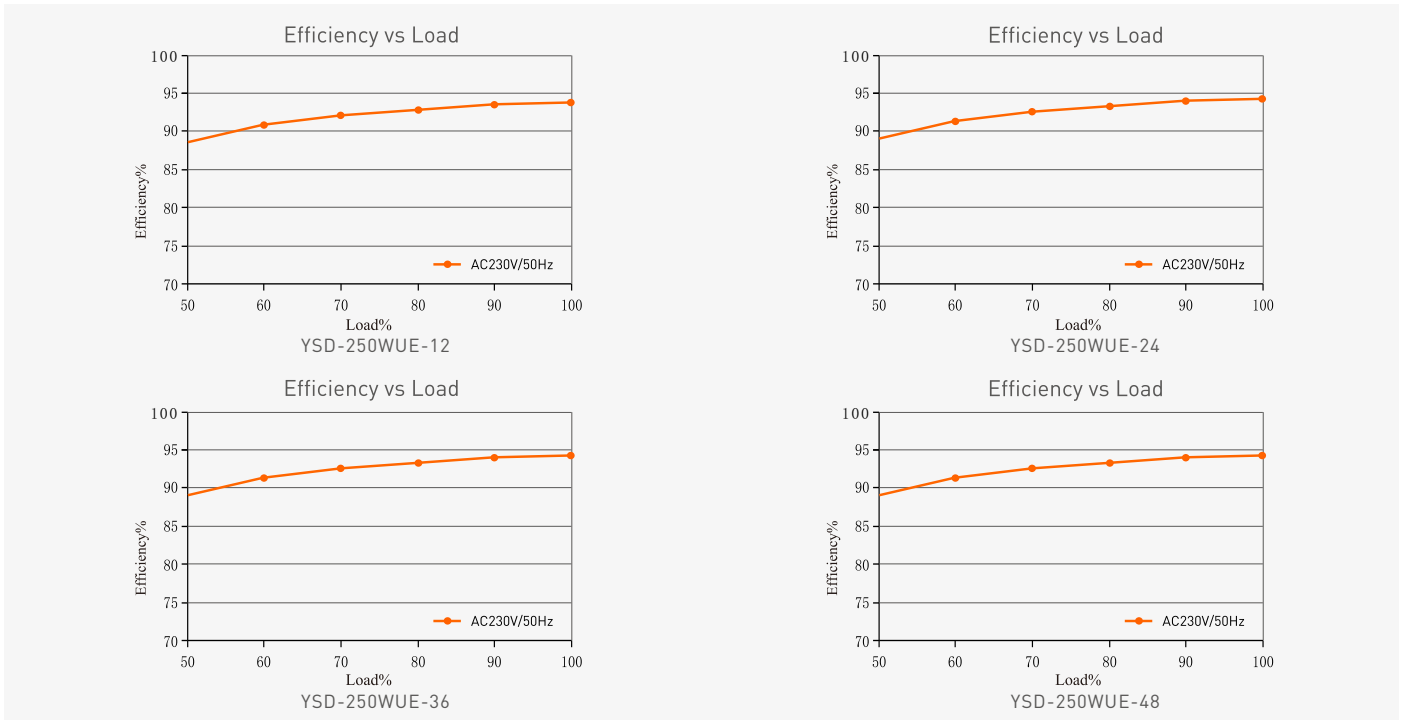
Model	YSD-250WUE-12	YSD-250WUE-24	YSD-250WUE-36	YSD-250WUE-48	
OUTPUT	Output voltage	12VDC	24VDC	36VDC	48VDC
	Output voltage range	12VDC±0.3VDC	24VDC±0.6VDC	36VDC±0.9VDC	48VDC±1.2VDC
	Output current	Max 21A	Max 10.5A	Max 7A	Max 5.3A
	Output power	Max 250W			
	Output power range	0~250W			
	Ripple & Noise	≤240mV	≤240mV	≤360mV	≤360mV
	Linear Regulation	±0.5%			
	Load Regulation	±0.5%			
	Start-up Time (Typ)	320ms/230VAC 500ms/115VAC			
	Rise Time(Typ)	11ms/230VAC 11ms/115VAC			
Hold Up Time(Typ)	10ms/230VAC 10ms/115VAC				
INPUT	Input voltage	100-264Vac			
	Frequency	50/60Hz			
	Input current	2.7~1.2A			
	Power factor	PF>0.96/230Vac, at full load		PF>0.98/115Vac, at full load	
	No-load power consumption	< 0.5W			
	THD	≤8% at 230Vac, at full load			
	Efficiency (typ.)	93%	93.5%	93.8%	94%
	Inrush current(typ.)	Cold start:60A/230V			
	Control surge capability	L,N-PE:4KV			
	Leakage current	Max. 0.5mA			
ENVIRONMENT	Working temperature	ta: -30°C ~ 50°C tc: 80°C			
	Working humidity	20 ~ 99%RH, NON-condensing			
	Storage temp., humidity	-40°C ~ 80°C, 10~95%RH			
	Vibration	10~500Hz, 2G 12min./1cycle, period for 72min. each along X, Y, Z axes.			
PROTECTION	Overtemperature	Protection type: Turn off the output voltage, after the temperature drops, re-energize to restore.			
	Over voltage protection	Output voltage ≥42-50V, turn off the output, after the abnormality is eliminated, re-energize to recover.		Output voltage ≥56-66V, turn off the output, after the abnormality is eliminated, re-energize to recover	
	Over load protection	Shut down the output when current load ≥110%~150%, auto recovers.			
	Short circuit protection	Protection type: It can be automatically restored after the fault is eliminated.			
SAFETY & EMC	Withstand voltage	I/P-O/P: 3750Vac			
	Isolation resistance	I/P-O/P: 100MΩ/500VDC/25°C/70%RH			
	Safety standards	IEC/EN61347; IEC/EN60950; IP20			
	EMC emission	EN55015:2013; EN61547:2009; EN61000-3-2:2014; EN61000-3-3:2013			
	EMC immunity	EN61000-4-2,3,4,5,6,8,11 EN61547			
NOTE	1. All parameters not specifically mentioned are measured at 230VAC input, rated load and 25° C ambient temperature. 2. Use 12 twisted-pair wires terminated with 0.1uF and 47uF parallel capacitors to measure ripple and noise under a 20MHz bandwidth. 3. Tolerance: including setting tolerance, wire gauge and wire gauge. 4. Ensure that the power supply is used under the rated parameters and environment				

## Dimensions

Unit:mm



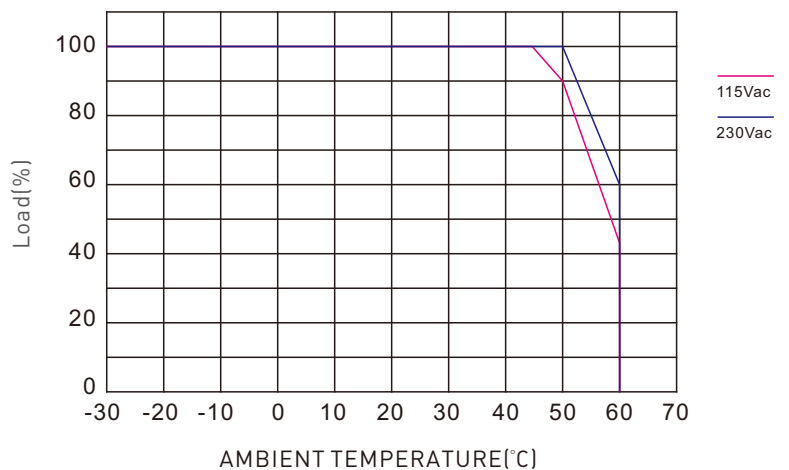
## Relationship diagrams




## Packaging Information

DIMENSION	194x55x26mm(LxWxH)
PACKING	198.5x57x30mm(LxWxH)
CARTON QUANTITY	
CARTON SIZE	
WEIGHT	530g±10g/PCS

## Temperature load curve



- 国际通用范围输入(100-264VAC)
- 具有主动式PFC功能
- 效率高达93%,超薄超小尺寸,安装空间小
- 多重保护电路:短路、过电流、过电压、过温度
- 可承受300VAC浪涌输入5S
- 150%峰值负载能力(100ms)
- 无风扇设计,自然风冷
- 适合室内 I / II / III 类灯具使用,
- 广泛应用于LED照明类设备、IT类设备等
- 符合世界照明设备安全规范



CE CB SELV IP20

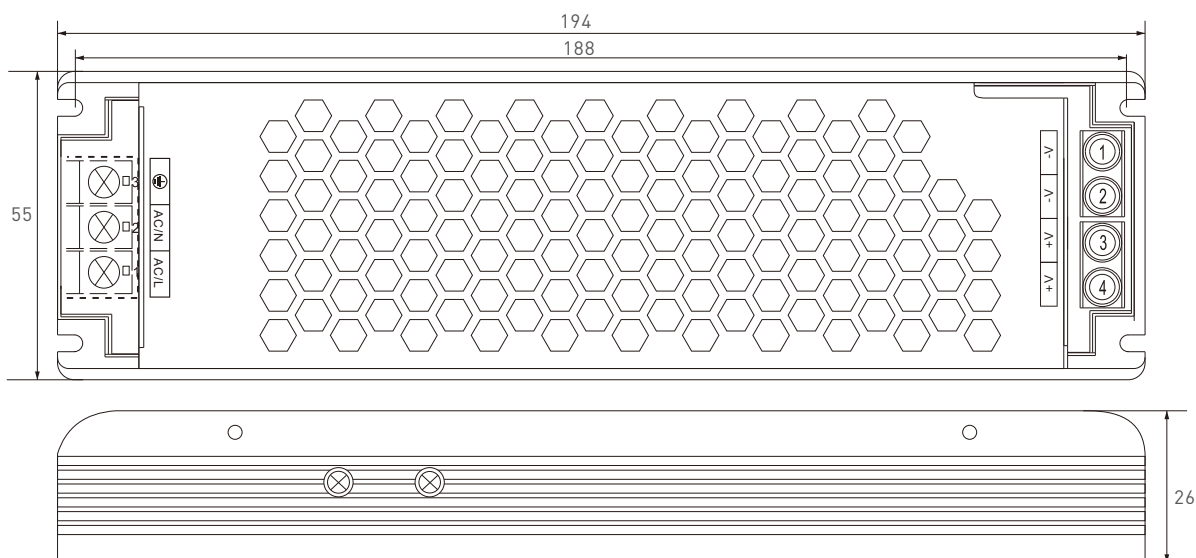


### 技术参数

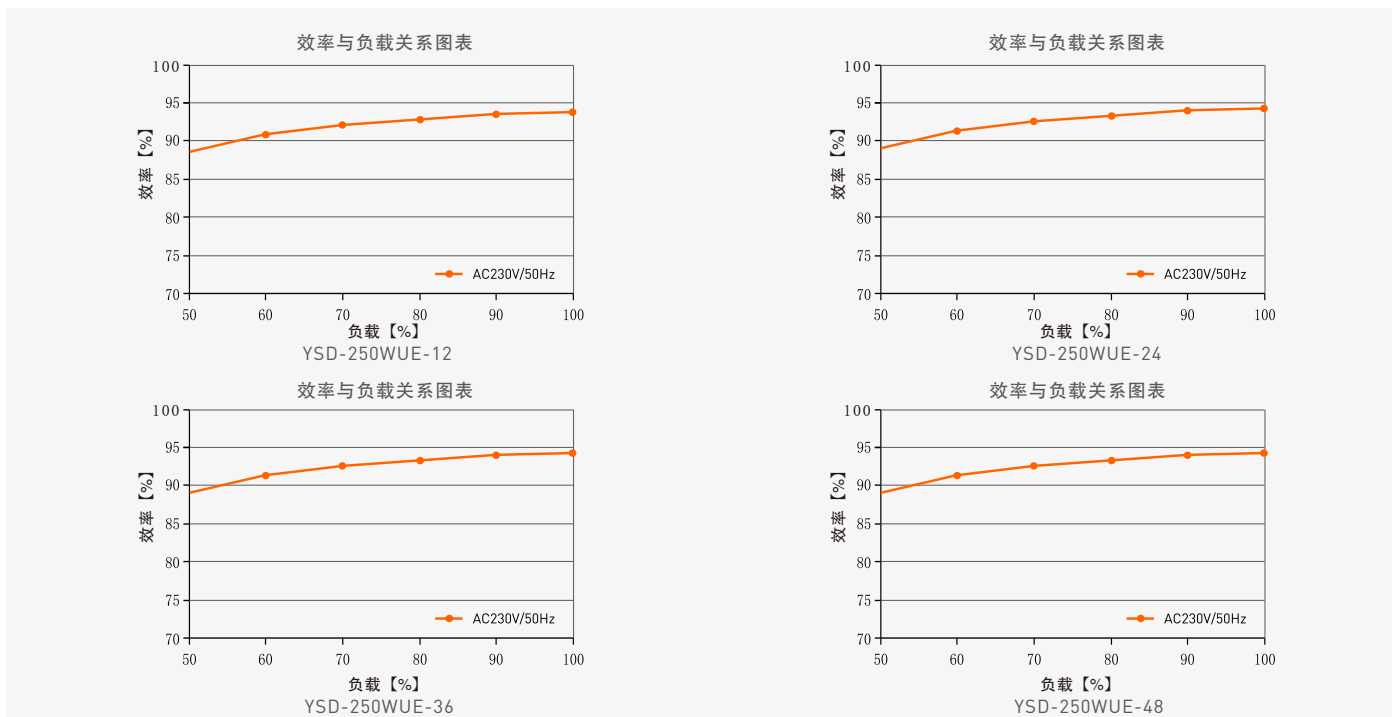
型号	YSD-250WUE-12	YSD-250WUE-24	YSD-250WUE-36	YSD-250WUE-48	
输出	输出电压	12VDC	24VDC	36VDC	48VDC
	输出电压范围	12VDC±0.3VDC	24VDC±0.6VDC	36VDC±0.9VDC	48VDC±1.2VDC
	输出电流	Max 21A	Max 10.5A	Max 7A	Max 5.3A
	输出功率	Max 250W			
	输出功率范围	0~250W			
	纹波和噪音	≤240mV	≤240mV	≤360mV	≤360mV
	线性调整率	±0.5%			
	负载调整率	±0.5%			
	启动时间	320ms/230VAC 500ms/115VAC			
	上升时间	11ms/230VAC 11ms/115VAC			
保持时间	10ms/230VAC 10ms/115VAC				
输入	输入电压	100-264Vac			
	频率范围	50/60Hz			
	输入电流	2.7~1.2A			
	功率因素	PF>0.96/230Vac, 满载		PF>0.98/115Vac, 满载	
	空载功耗	<0.5W			
	谐波THD	≤8% at 230Vac, 满载			
	效率(typ.)	93%	93.5%	93.8%	94%
	浪涌电流(typ.)	冷启动: 60A/230V			
	抗浪涌	L, N-PE:4KV			
	漏电流	Max. 0.5mA			
环境	工作温度	ta: -30°C ~ 50°C tc: 80°C			
	工作湿度	20 ~ 99%RH, 无冷凝			
	储存温度 湿度	-40°C ~ 80°C, 10~95%RH			
	耐振动	10~500Hz, 2G 12分钟/周期, X, Y, Z轴各72分钟.			
保护	过温保护	保护类型:关闭输出电压, 温度下降后, 重新通电恢复.			
	过压保护	输出电压 ≥42-50V, 关闭输出, 异常排除后, 重新通电恢复.		输出电压 ≥56-66V, 关闭输出, 异常排除后, 重新通电恢复	
	过载保护	负载电流 ≥110%~150%, 关闭输出, 可自动恢复			
	短路保护	保护类型:故障消除后可自动恢复.			
安规和电磁规格	耐压	输入对输出:3750Vac			
	绝缘阻抗	输入对输出:100MΩ/500VDC/25°C/70%RH			
	安全规范	IEC/EN61347; IEC/EN60950; IP20			
	电磁兼容发射	EN55015:2013; EN61547:2009; EN61000-3-2:2014; EN61000-3-3:2013			
	电磁兼容抗扰度	EN61000-4-2,3,4,5,6,8,11 EN61547			
备注	1. 所有未特别提及的参数均在230VAC输入, 额定负载和25°C环境温度下测量。 2. 使用端接0.1uF和47uF并联电容器的12条双绞线在20MHz带宽下测量纹波和噪声。 3. 公差: 包括设置公差, 线规和线规。 4. 保证电源在额定的参数和环境下使用				

## 尺寸图

单位:mm



## 关系图表



## 包装信息

产品尺寸	194x55x26mm(LxWxH)
包装尺寸	198.5x57x30mm(LxWxH)
装箱数量	
外箱尺寸	
产品重量	530g±10g/PCS

## 温度负载曲线

