

## LED Dimming Driver (CV)

- TRIAC/0-10V/1-10V/10V PWM/RESISTANCE DIM
- Dimming range: 0~100%, LED start at 1% possible.
- 0-100% flicker-free, High frequency exemption level.
- Over load / Over temp. / Short circuit / Over voltage protection, recover automatically.
- Cooling by free air convection
- 100% full load burn-in test
- Suitable for internal lights application for I / II / III.
- Up to 50000-hour life time.



**Flicker-free**  
IEEE 1789  
High frequency exemption level



SELV

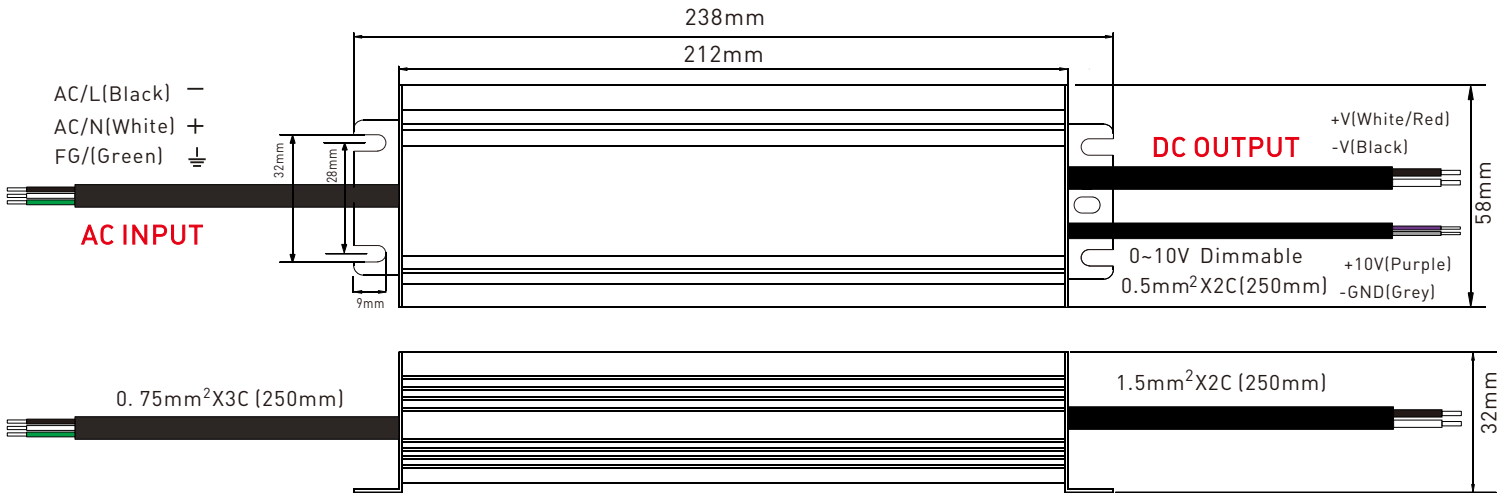
IP67



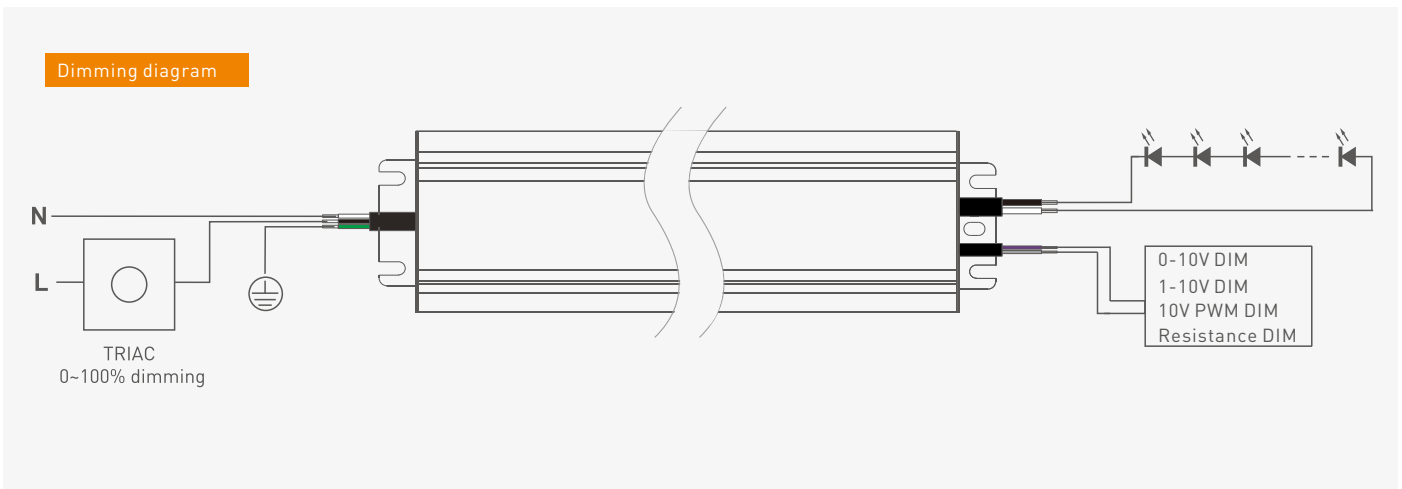
### Specification

Model	YSD-200WHBF-12TL		YSD-200WHBF-24TL	
OUTPUT	Output voltage	12VDC		24VDC
	Output voltage range	12VDC±0.5VDC		24VDC±0.5VDC
	Output current	Max 16.7A		Max 8.5A
	Output power	Max 200W		
	Output power range	0~200W		
	With or without strobe	No strobe		
	Dimming range	0~100%, dimming depth: Max. 1%		
	Ripple & Noise	≤200mV	≤400mV	
INPUT	Dimming interface	TRIAC/ 0-10V/1-10V/10V PWM/RESISTANCE DIM		
	Input voltage	175-264Vac or 100-130Vac		
	Frequency	50/60Hz		
	Input current	1.72A/230Vac or 2.95A/115Vac		
	Power factor	PF>0.55/230Vac, at full load		
	Efficiency (typ.)	90%	90%	
	Inrush current (typ.)	Cold start 60A at 230Vac		
	Control surge capability	L-N:2KV		
	Leakage current	Max. 0.5mA		
ENVIRONMENT	Working temperature	ta: -30°C ~ 50°C tc: 80°C		
	Working humidity	20 ~ 95%RH, non-condensing		
	Storage temp., humidity	-40°C ~ 80°C, 10~95%RH		
	Vibration	10~500Hz, 2G 12min./1cycle, period for 72min. each along X, Y, Z axes.		
PROTECTION	Overtemperature	Protection type: Shut down o/p voltage, re--power on to recover		
	Over voltage protection	Shut down the output when non-load voltage ≥13V, re-power on to recover after fault condition is removed.	Shut down the output when non-load voltage ≥26V, re-power on to recover after fault condition is removed.	
	Over load protection	Shut down the output when current load ≥110%, auto recovers.		
	Short circuit protection	Protection type: 1. When the first-level short-circuit protection is triggered, the fault can be automatically recovered; 2. When the second-level short-circuit protection is triggered, the power needs to be turned on again after the fault is eliminated		
SAFETY & EMC	Withstand voltage	I/P-O/P: 3750Vac		
	Isolation resistance	I/P-O/P: 100MΩ/500VDC/25°C/70%RH		
	Safety standards	IEC/EN61347-1, IEC/EN61347-2-13		
	EMC emission	EN55015, EN61000-3-2 Class C, IEC61000-3-3		
	EMC immunity	EN61000-4-2,3,4,5,6,8,11 EN61547		
Strobe test standard	IEEE 1789			
NOTE	1. All parameters not specifically mentioned are measured at 230VAC input, rated load and 25°C ambient temperature. 2. Ripple and noise test method: connect 0.1uF and 47uF capacitors in parallel at the terminal, and measure under 20MHZ bandwidth. 3. Ensure that the power supply is used under the rated parameters and environment.			

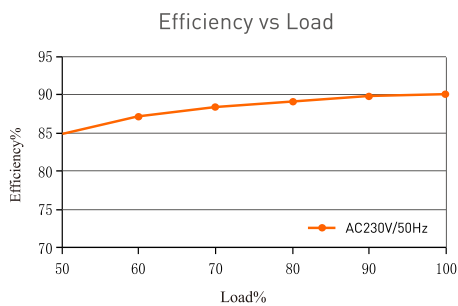
## Dimensions Unit:mm



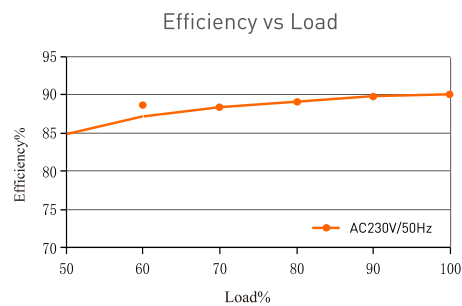
## Wiring diagram



## Relationship diagrams



YSD-200WHBF-12TL

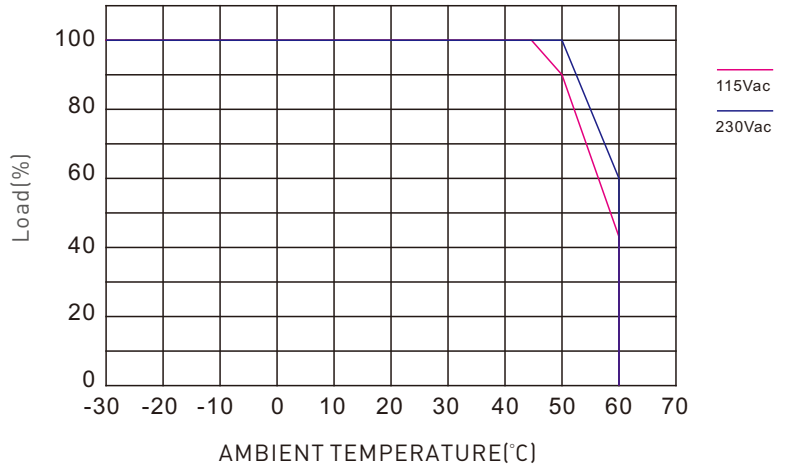


YSD-200WHBF-24TL

**Packaging Information**

DIMENSION	238x58x32mm(LxWxH)
PACKING	260x78x45mm(LxWxH)
CARTON QUANTITY	15PCS/Carton
CARTON SIZE	398x268x158mm(LxWxH)
WEIGHT	840g±10g/PCS

**Temperature load curve**



**Flicker Test Form**

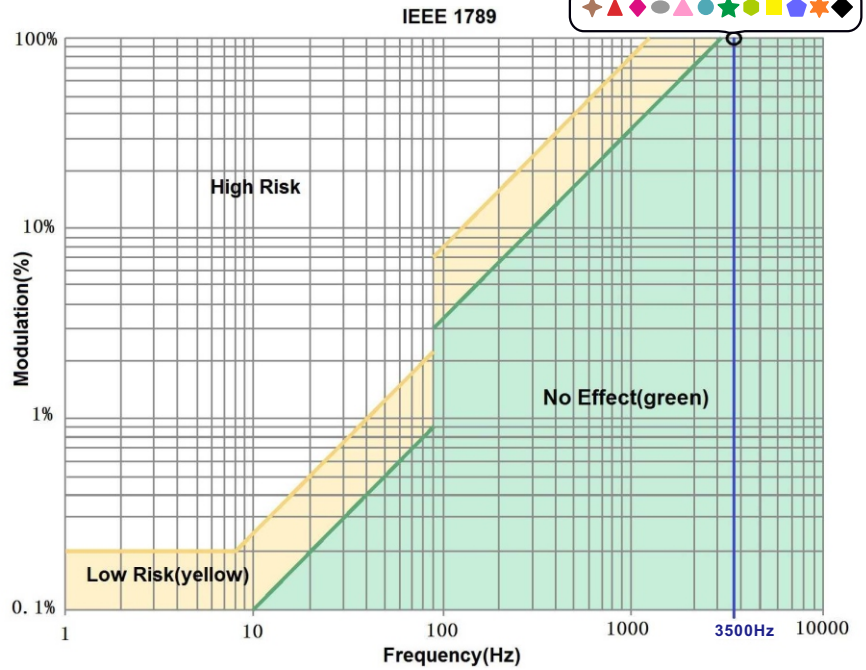
**IEEE 1789**

Limit of Modulation in low risk area	
Waveform frequency of Optical output	limit (%)
$f \leq 8\text{Hz}$	0.2
$8\text{Hz} < f \leq 90\text{Hz}$	$0.025 \times f$
$90\text{Hz} < f \leq 1250\text{Hz}$	$0.08 \times f$
$f > 1250\text{Hz}$	Exemption assessment
Limit of Modulation in no effect area	
Waveform frequency of Optical output	limit (%)
$f \leq 10\text{Hz}$	0.1
$10\text{Hz} < f \leq 90\text{Hz}$	$0.01 \times f$
$90\text{Hz} < f \leq 3125\text{Hz}$	$[0.08/2.5] \times f$
$f > 3125\text{Hz}$	Exemption assessment (High frequency exemption)

Brightness

- ◆ 1%
- ▲ 5%
- ◆ 10%
- 20%
- ▲ 30%
- 40%
- ★ 50%
- 60%
- 70%
- 80%
- ★ 90%
- ◆ 100%

Exemption assessment  
(High frequency exemption)



## LED 调光电源 (恒压型)

- 可控硅/0-10V/1-10V/10V PWM/电阻 DIM
- 调光范围: 0~100%, LED 从 1% 开始调光.
- 0-100% 全程无频闪, 高频豁免考核级别.
- 过载、过温、短路、过压保护
- 自然风冷
- 100% 满负荷老化测试.
- 适合室内 I / II / III 类灯具使用.
- 高达50000小时的额定寿命.



无频闪

IEEE 1789

高频豁免考核级别



SELV IP67



### 技术参数

型号	YSD-200WHBF-12TL	YSD-200WHBF-24TL	
输出	输出电压	12VDC	24VDC
	输出电压范围	12VDC±0.5VDC	24VDC±0.5VDC
	输出电流	Max 16.7A	Max 8.5A
	输出功率	Max 200W	
	输出功率范围	0~200W	
	是否频闪	无频闪	
	调光范围	0~100%, 调光深度: 1%	
	纹波和噪音	≤200mV	≤400mV
输入	调光接口	TRIAC/0-10V/1-10V/10V PWM/电阻 DIM	
	输入电压	175-264Vac or 100-130Vac	
	频率范围	50/60Hz	
	输入电流	1.72A/230Vac or 2.95A/115Vac	
	功率因素	PF>0.55/230Vac, 满载	
	效率[typ.]	90%	90%
	浪涌电流[typ.]	冷启动60A at 230Vac	
	抗浪涌	L-N:2KV	
	漏电流	Max. 0.5mA	
环境	工作温度	ta: -30°C ~ 50°C tc: 80°C	
	工作湿度	20 ~ 95%RH, 无冷凝	
	储存温度 湿度	-40°C ~ 80°C, 10~95%RH	
	耐振动	10~500Hz, 2G 12分钟/周期, X, Y, Z轴各72分钟.	
保护	过温保护	保护类型:关闭输出电压,重新通电恢复	
	过压保护	空载电压≥13V,关闭输出,异常排除后上电恢复	空载电压≥26V, 关闭输出,异常排除后上电恢复
	过载保护	负载电流 ≥110%,关闭输出,可自动恢复	
	短路保护	保护类型:1.触发第一级短路保护时,故障消除后可自动回复; 2.触发第二级短路保护时,故障消除后需重新通电恢复.	
安规和电磁规格	耐压	输入对输出:3750Vac	
	绝缘阻抗	输入对输出:100MΩ/500VDC/25°C/70%RH	
	安全规范	IEC/EN61347-1, IEC/EN61347-2-13	
	电磁兼容发射	EN55015, EN61000-3-2 Class C, IEC61000-3-3	
	电磁兼容抗扰度	EN61000-4-2,3,4,5,6,8,11 EN61547	
	频闪测试标准	IEEE 1789	
备注	1. 所有未特别提及的参数均在230VAC输入, 额定负载和25°C环境温度下测量. 2. 纹波和噪声测试方法:在终端并联0.1uF和47uF的电容,并在20MHZ带宽下进行测量. 3. 保证电源在额定的参数和环境下使用.		

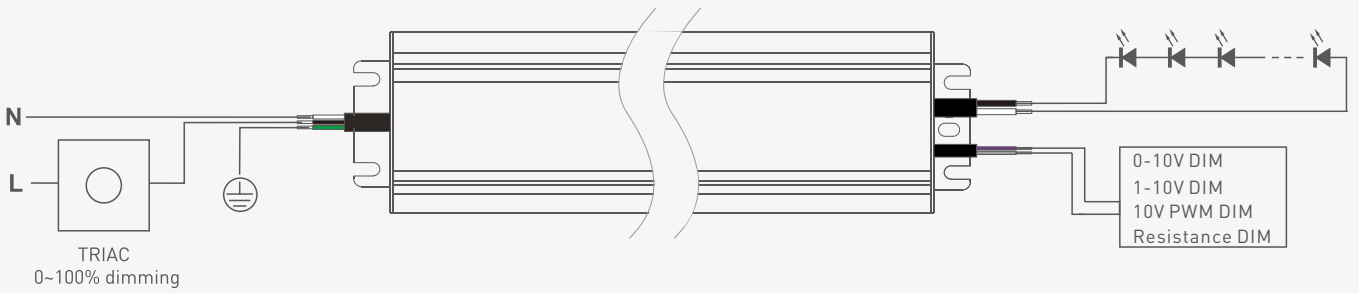
## 尺寸图

单位:mm



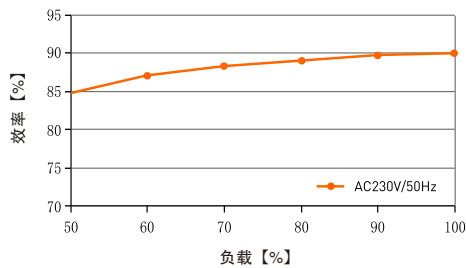
## 连接应用图

### 调光示意图



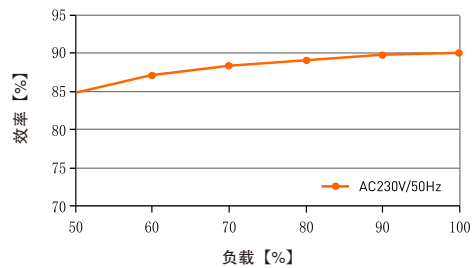
## 关系图表

效率与负载关系图表



YSD-200WHBF-12TL

效率与负载关系图表

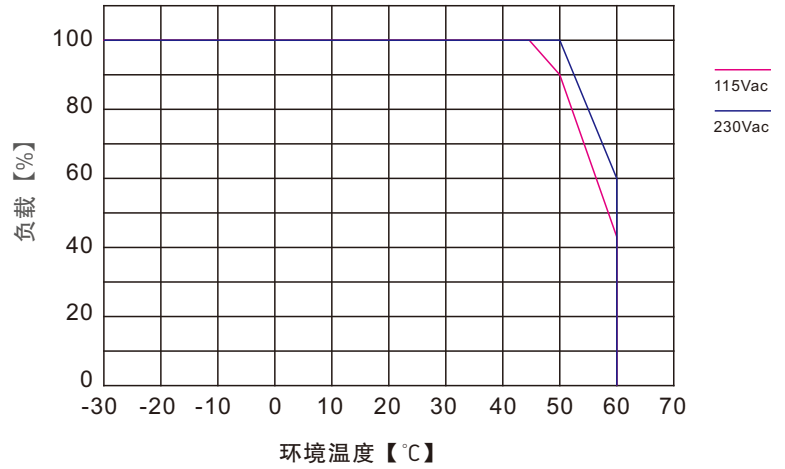


YSD-200WHBF-24TL

## 包装信息

产品尺寸	238x58x32mm(LxWxH)
包装尺寸	260x78x45mm(LxWxH)
装箱数量	15PCS/Carton
外箱尺寸	398x268x158mm(LxWxH)
产品重量	840g±10g/PCS

## 温度负载曲线



## 频闪测试表

### IEEE 1789

低风险区域(Low Risk)的波动深度(Modulation)限值	
光输出波形频率 $f$	限值[%]
$f \leq 8\text{Hz}$	0.2
$8\text{Hz} < f \leq 90\text{Hz}$	$0.025 \times f$
$90\text{Hz} < f \leq 1250\text{Hz}$	$0.08 \times f$
$f > 1250\text{Hz}$	免除考核
无风险区域(No Effect)的波动深度(Modulation)限值	
光输出波形频率 $f$	限值[%]
$f \leq 10\text{Hz}$	0.1
$10\text{Hz} < f \leq 90\text{Hz}$	$0.01 \times f$
$90\text{Hz} < f \leq 3125\text{Hz}$	$[0.08/2.5] \times f$
$f > 3125\text{Hz}$	免除考核(高频豁免)

### 亮度

- ◆ 1%
- ▲ 5%
- ◆ 10%
- 20%
- ▲ 30%
- 40%
- ★ 50%
- 60%
- 70%
- 80%
- ★ 90%
- ◆ 100%

