

LED Intelligent CT Driver (CV)

- DALI-2 DT6/DT8, DIM and color temperature adjusting driver
- Dimming range: 0~100%, LED start at 0.1% possible.
- Color temperature adjusting range: 2700~6500K
- 2 independently SELV constant voltage output channels
- High Efficient driver: PF>0.96, THD<10%
- 0-100% flicker-free, High frequency exemption level.
- DIM/CCT interfaces: DALI-2 DT6/DT8 /0-10V,1-10V, 10V PWM,RESISTANCE DIM
- In line with the EU energy efficiency ERP directive, standby power consumption < 0.5W
- Constant power design, adjust different color temperature to keep the same brightness.
- Over load / Over temp. / Short circuit / Over voltage protection, recover automatically.
- Suitable for internal lights application for I / II / III.
- Up to 50000-hour life time.

Dimmable:



DIM/CT



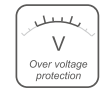
0-10V
1-10V
10V PWM
Resistance DIM
DALI-2
PUSH DIM/CCT

PF>0.96

THD<10%

Flicker-free

IEEE 1789
High frequency exemption level

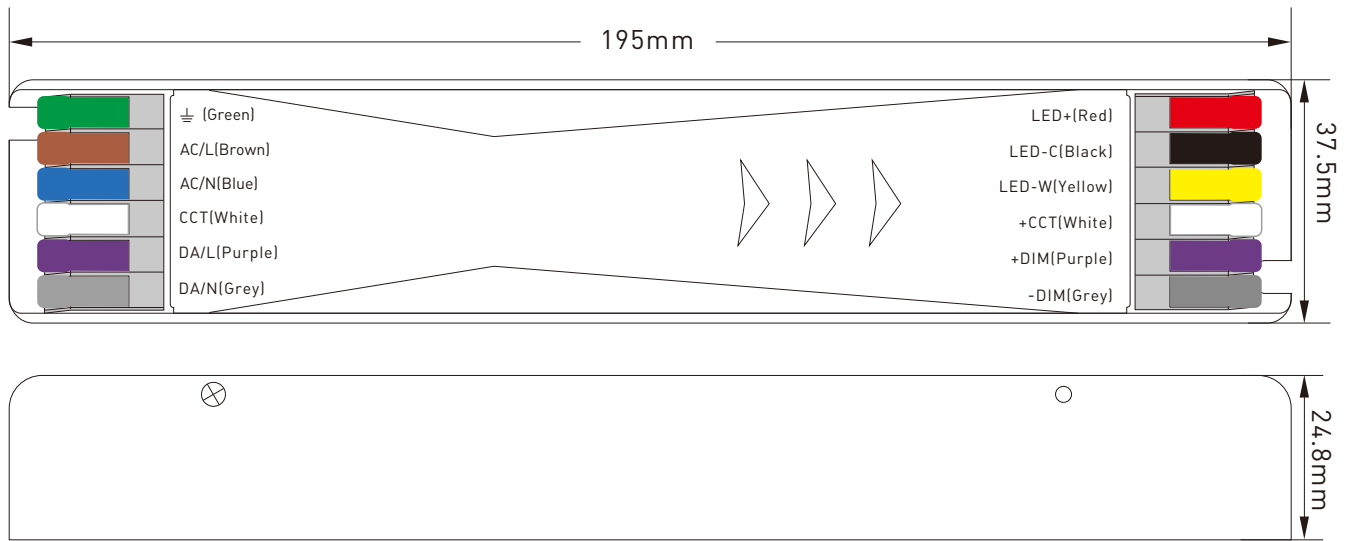


Specification

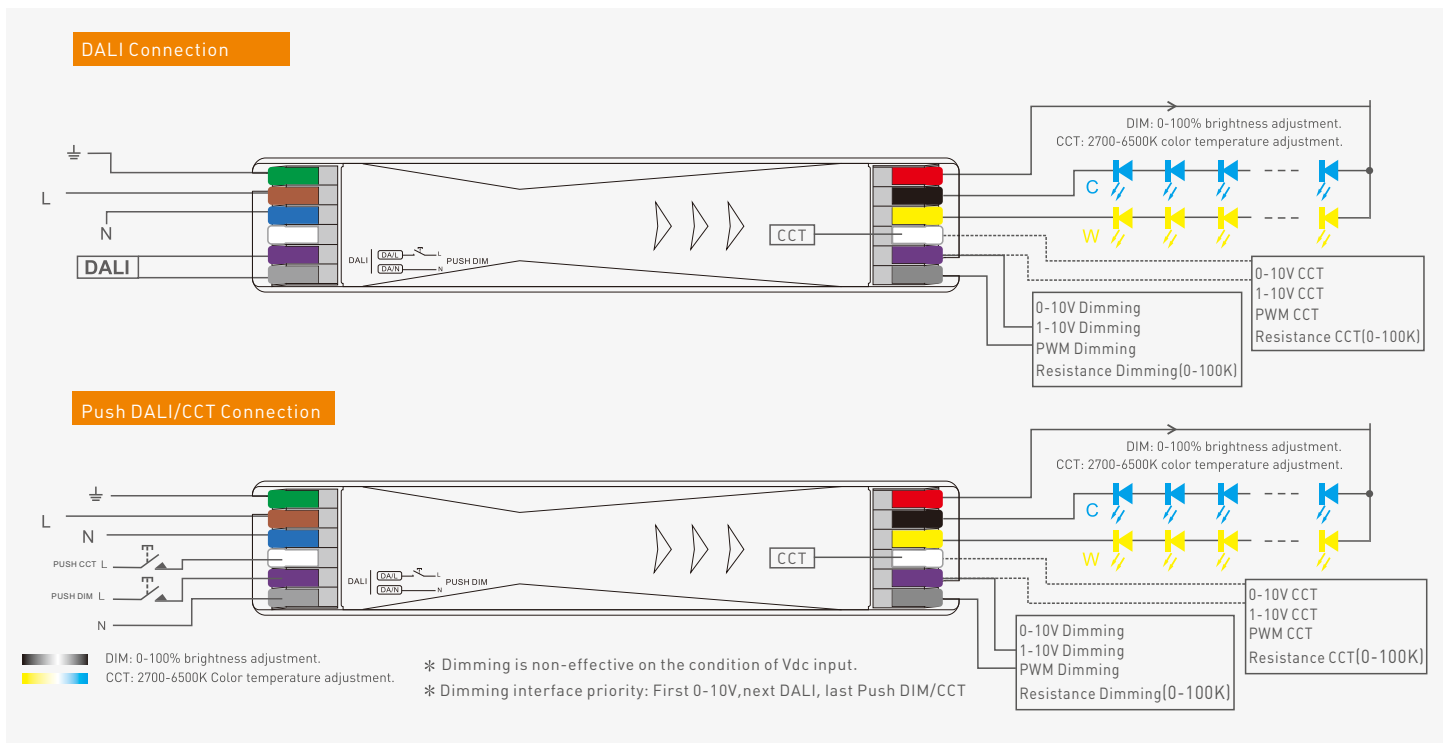
Model	YSD-72WUDL-12S	YSD-72WUDL-24S	YSD-72WUDL-36S	YSD-72WUDL-48S	
OUTPUT	Output voltage	12VDC	24VDC	36VDC	48VDC
	Output voltage range	12VDC±0.3VDC	24VDC±0.6VDC	36VDC±0.6VDC	48VDC±0.6VDC
	Output current	Max 6A	Max 3A	Max 2A	Max 1.5A
	Output power	Max 72W			
	Output power range	0~72W			
	With or without strobe	No strobe			
	Dimming range	0~100%, dimming depth: Max. 0.1%			
	Ripple & Noise	≤150mV	≤240mV	≤360mV	≤480mV
	PWM frequency	4~16Khz			
INPUT	DIM/CCT interface	DALI-2 DT6/DT8/0-10V/1-10V/10V PWM/RESISTANCE DIM(0-100K)			
	Input voltage	100-264Vac			
	Frequency	50/60Hz			
	Input current	0.72~0.26A			
	Power factor	PF>0.96/230Vac, at full load			
	THD	≤10% at 230Vac, at full load			
	Efficiency (typ.)	89%	90%	90%	90%
	Inrush current(typ.)	Cold start 50A at 230Vac			
	Control surge capability	L-N:1KV			
	Leakage current	Max. 0.5mA			
ENVIRONMENT	Working temperature	ta: -25°C ~ 50°C tc: 90°C			
	Working humidity	20 ~ 95%RH, non-condensing			
	Storage temp., humidity	-40°C ~ 80°C, 10~95%RH			
	Vibration	10~500Hz, 2G 12min./1cycle, period for 72min. each along X, Y, Z axes.			
PROTECTION	Overtemperature	Protection type:Shut down o/p voltage,re--power on to recover			
	Over voltage protection	The no-load voltage is greater than 120%~150% rated output voltage. Shut down the output and It can be automatically restored after the fault is eliminated			
	Short circuit protection	Protection type: 1. When the first level short-circuit protection is triggered, the fault will recover automatically after 3 seconds. 2. When the second-level short-circuit protection is triggered, the power needs to be turned on again after the fault is eliminated			
SAFETY & EMC	Withstand voltage	I/P-O/P: 3750Vac			
	Isolation resistance	I/P-O/P: 100MΩ/500VDC/25°C/70%RH			
	Safety standards	IEC/EN61347-1, IEC/EN61347-2-13			
	EMC emission	EN55015, EN61000-3-2 Class C, IEC61000-3-3			
	EMC immunity	EN61000-4-2,3,4,5,6,8,11 EN61547			
	Strobe test standard	IEEE 1789			

Dimensions

Unit: mm



Wiring diagram



PUSH DIM



Reset Switch

- On/off control: Short press
- Stepless dimming: Long press
- With every other long press, the brightness level goes to the opposite direction.
- Dimming memory: Go to the brightness level adjusted previously when lights are turned on.

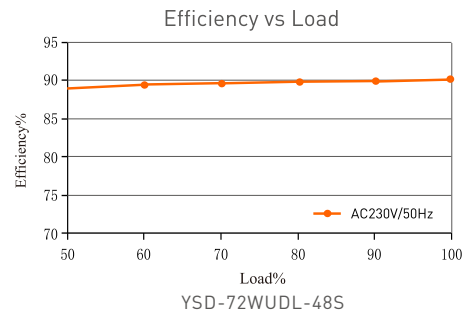
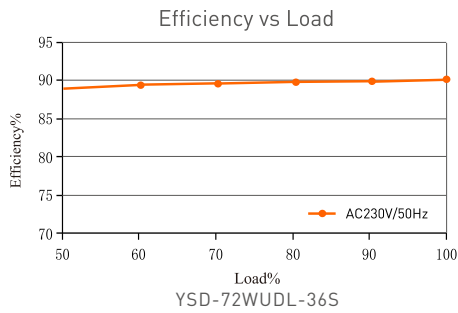
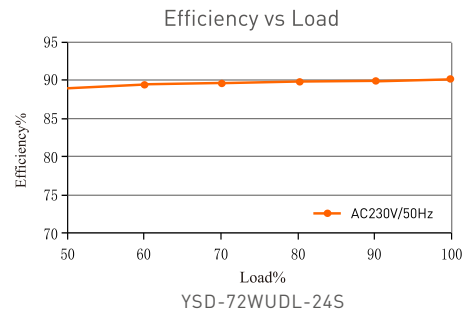
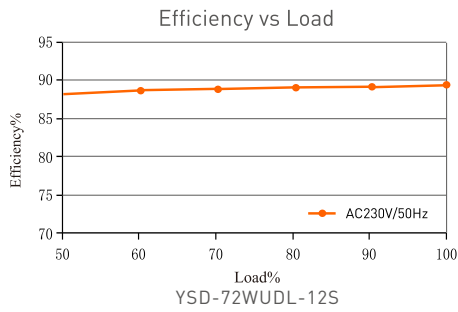
PUSH CCT



Reset Switch

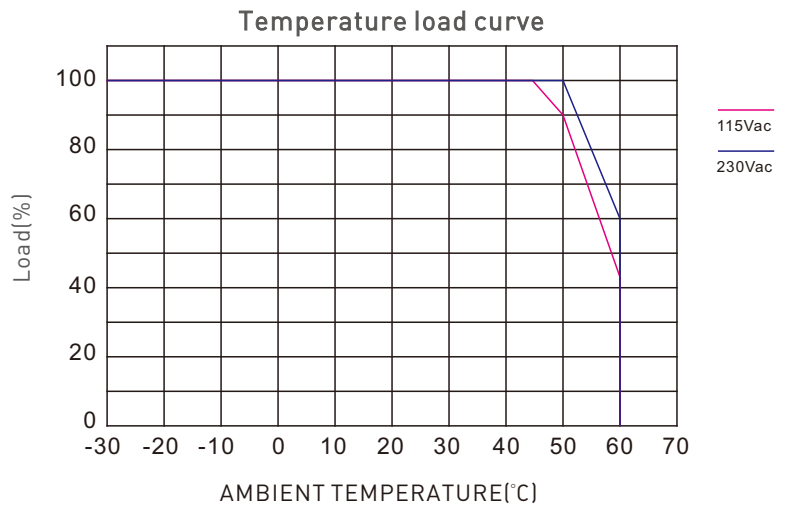
- Switch color temperature by bin: Short press to preset 4 level color temperature
- Stepless Tinting: Long Press
- Every other long press, the color temperature will be adjusted in the opposite direction
- Color Memory: When PushDIM briefly presses the switch, the light returns to its previously adjusted brightness and color temperature.

Relationship diagrams



Packaging Information

DIMENSION	195x37.5x24.8mm(LxWxH)
PACKING	203x44x33mm(LxWxH)
CARTON QUANTITY	50PCS
CARTON SIZE	482x215x180mm(LxWxH)
WEIGHT	220g±10gPCS



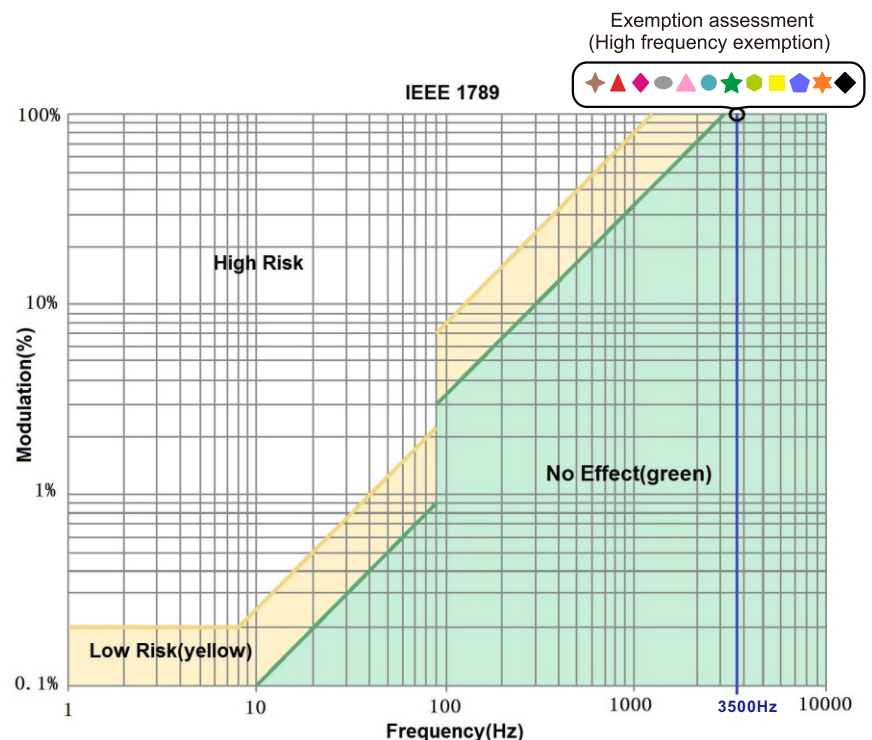
Flicker Test Form

IEEE 1789

Limit of Modulation in low risk area	
Waveform frequency of Optical output	limit (%)
$f \leq 8\text{Hz}$	0.2
$8\text{Hz} < f \leq 90\text{Hz}$	$0.025 \times f$
$90\text{Hz} < f \leq 1250\text{Hz}$	$0.08 \times f$
$f > 1250\text{Hz}$	Exemption assessment
Limit of Modulation in no effect area	
Waveform frequency of Optical output	limit (%)
$f \leq 10\text{Hz}$	0.1
$10\text{Hz} < f \leq 90\text{Hz}$	$0.01 \times f$
$90\text{Hz} < f \leq 3125\text{Hz}$	$(0.08/2.5) \times f$
$f > 3125\text{Hz}$	Exemption assessment (High frequency exemption)

Brightness

- ◆ 1%
- ▲ 5%
- ◆ 10%
- 20%
- ▲ 30%
- 40%
- ★ 50%
- 60%
- 70%
- ◆ 80%
- ★ 90%
- ◆ 100%



LED 智能色温驱动器 (恒压型)

- DALI-2 DT6/DT8调光调色温驱动器
- 调光范围: 0~100%, LED从 0.1% 开始调光
- 色温调节范围:2700-6500K
- 两个独立的SELV恒压输出通道
- 高效、节能, PF>0.96、THD<10%
- 0-100% 全程无频闪, 高频豁免考核级别.
- 调光调色接口: DALI-2 DT6/DT8/0-10V, 1-10V,10V PWM,电阻 DIM
- 符合欧盟能效ERP指令, 待机功耗<0.5W
- 恒功率设计, 调节不同色温保持亮度一致
- 过载、过温、短路、过压保护.
- 适合室内 I / II / III类灯具使用.
- 高达50000小时的额定寿命.

Dimmable:
.....
0.1%-100%



0-10V
1-10V
10V PWM
Resistance DIM
DALI-2
PUSH DIM/CCT

PF>0.96

THD<10%

无频闪

IEEE 1789

高频豁免考核级别

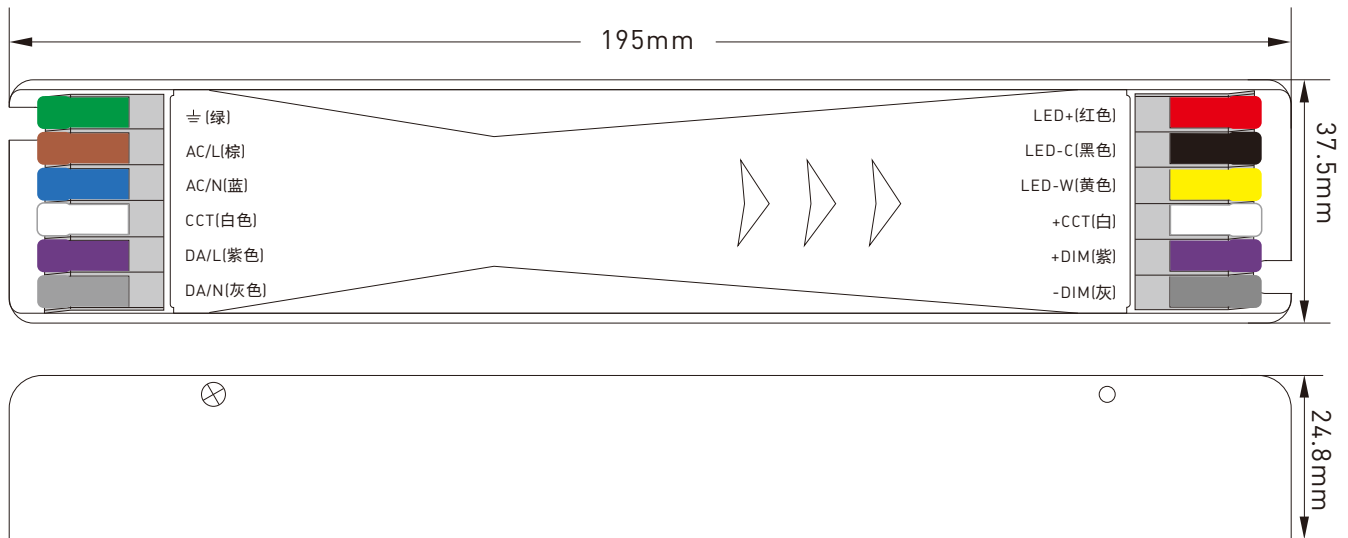


技术参数

型号	YSD-72WUDL-12S	YSD-72WUDL-24S	YSD-72WUDL-36S	YSD-72WUDL-48S	
输出	输出电压	12VDC	24VDC	36VDC	48VDC
	输出电压范围	12VDC±0.3VDC	24VDC±0.6VDC	36VDC±0.6VDC	48VDC±0.6VDC
	输出电流	Max 6A	Max 3A	Max 2A	Max 1.5A
	输出功率	Max 72W			
	输出功率范围	0~72W			
	是否频闪	无频闪			
	调光范围	0~100%, 调光深度: 0.1%			
	纹波和噪音	≤150mV	≤240mV	≤360mV	≤480mV
PWM 调光频率	4-16Khz				
输入	调光调色接口	DALI-2 DT6/DT8/0-10V/1-10V/10V PWM/电阻 DIM(0-100K)			
	输入电压	100-264Vac			
	频率范围	50/60Hz			
	输入电流	0.72~0.26A			
	功率因素	PF>0.96/230Vac, 满载			
	谐波THD	≤10% at 230Vac,满载			
	效率(typ.)	89%	90%	90%	90%
	浪涌电流(typ.)	冷启动50A at 230Vac			
	抗浪涌	L-N:1KV			
	漏电流	Max. 0.5mA			
环境	工作温度	ta: -25°C ~ 50°C tc: 90°C			
	工作湿度	20 ~ 95%RH, 无冷凝			
	储存温度 湿度	-40°C ~ 80°C, 10~95%RH			
	耐振动	10~500Hz, 2G 12分钟/周期, X, Y, Z轴各72分钟.			
保护	过温保护	保护类型:关闭输出电压,重新通电恢复			
	过压保护	空载电压大于120%~150%额定输出电压, 关闭输出, 异常排除后上电恢复.			
	短路保护	保护类型:1.触发第一级短路保护时, 故障消除后3秒后自动恢复; 2.触发第二级短路保护时, 故障消除后需重新通电恢复.			
安规和电磁规格	耐压	输入对输出:3750Vac			
	绝缘阻抗	输入对输出:100MΩ/500VDC/25°C/70%RH			
	安全规范	IEC/EN61347-1, IEC/EN61347-2-13			
	电磁兼容发射	EN55015, EN61000-3-2 Class C, IEC61000-3-3			
	电磁兼容抗扰度	EN61000-4-2,3,4,5,6,8,11 EN61547			
	频闪测试标准	IEEE 1789			

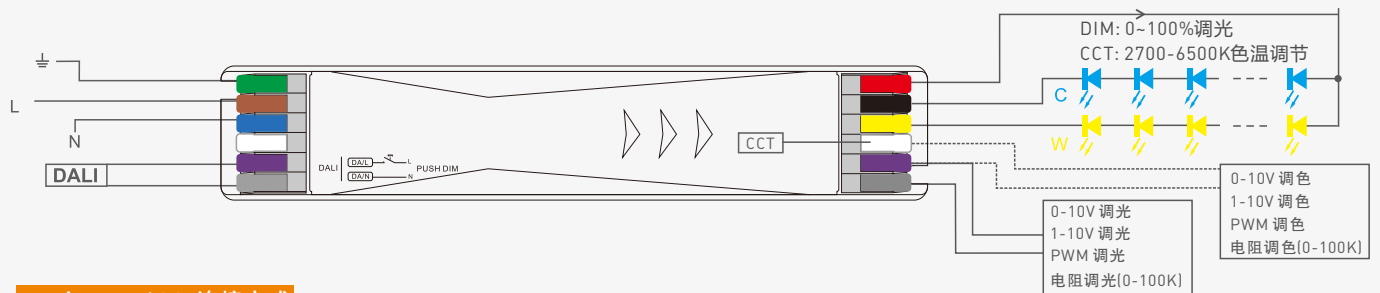
尺寸图

单位:mm

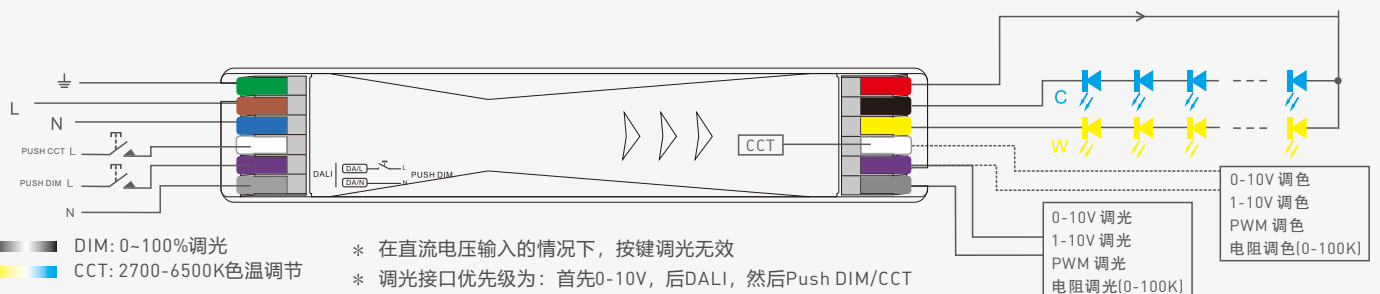


连接应用图

DALI连接方式



Push DALI/CCT连接方式



PUSH DIM



复位开关

- 开关控制: 短按
- 无极调光: 长按
- 每隔一次长按, 明暗度会向相反方向调整
- 调光记忆: 当再次开关时, 灯光会回到先前调整的高度水平

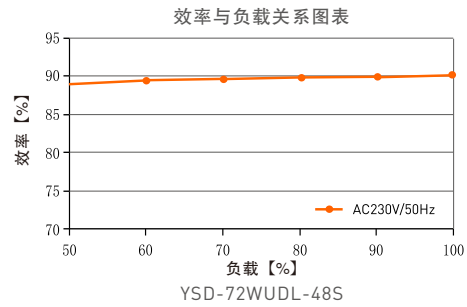
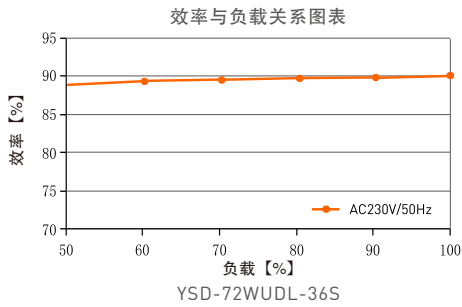
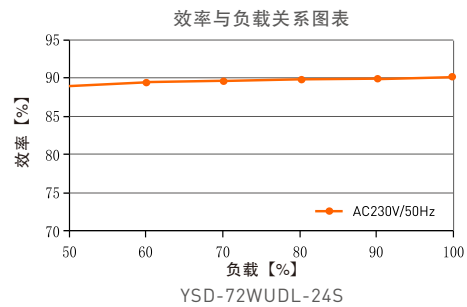
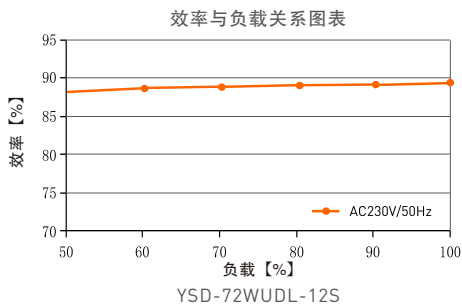
PUSH CCT



复位开关

- 分档切换色温: 短按 预设4档色温
- 无极调色: 长按
- 每隔一次长按, 色温会向相反方向调整
- 调色记忆: 当Push DIM短按开关时, 灯光会回到先前调整的亮度和色温。

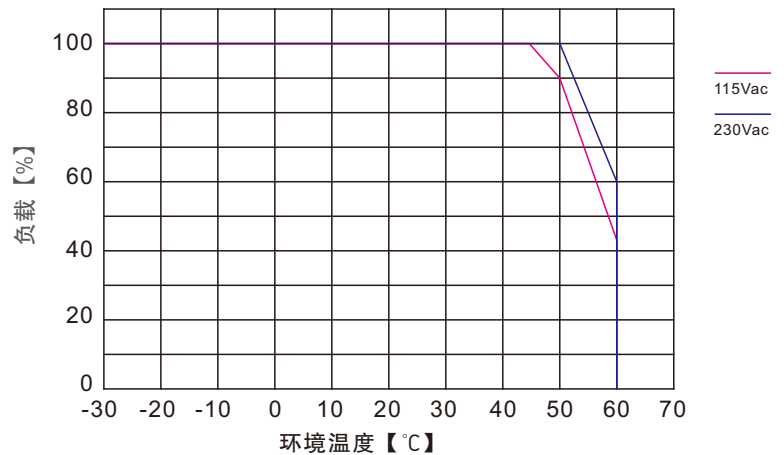
关系图表



包装信息

产品尺寸	195x37.5x24.8mm(LxWxH)
包装尺寸	203x44x33mm(LxWxH)
装箱数量	50PCS
外箱尺寸	482x215x180mm(LxWxH)
产品重量	220g±10gPCS

温度负载曲线



频闪测试表

IEEE 1789

低风险区域(Low Risk)的波动深度[Modulation]限值	
光输出波形频率 f	限值[%]
$f \leq 8\text{Hz}$	0.2
$8\text{Hz} < f \leq 90\text{Hz}$	$0.025 \times f$
$90\text{Hz} < f \leq 1250\text{Hz}$	$0.08 \times f$
$f > 1250\text{Hz}$	免除考核
无风险区域(No Effect)的波动深度[Modulation]限值	
光输出波形频率 f	限值[%]
$f \leq 10\text{Hz}$	0.1
$10\text{Hz} < f \leq 90\text{Hz}$	$0.01 \times f$
$90\text{Hz} < f \leq 3125\text{Hz}$	$[0.08/2.5] \times f$
$f > 3125\text{Hz}$	免除考核(高频豁免)

亮度

- ◆ 1%
- ▲ 5%
- ◆ 10%
- 20%
- ▲ 30%
- 40%
- ★ 50%
- 60%
- 70%
- 80%
- ★ 90%
- ◆ 100%

